

Catalog

Low voltage
General performance
IE2 high efficiency motors

We provide motors, generators and mechanical power transmission products, services and expertise to save energy and improve customers' processes over the total life cycle of our products, and beyond.



General performance IE2 high efficiency motors Sizes 56 to 355, from 0.06 to 355 kW



ABB's General performance IE2 high efficiency motors are best suited for applications where simplicity and off-the-shelf availability are paramount. With ABB quality and support these motors have the features appreciated by volume customers and serial OEM's. Motors have IE2 efficiency.

Motor range for cast iron motors 71 to 355, 0.25 to 250 kW and aluminum motors is 56 to 250, 0.06 to 55 kW.

Ordering information	04
Technical data	
– Cast iron	05
– Aluminum	08
Variant codes	
– Cast iron	11
– Aluminum	13
Dimension drawings	
– Cast iron	15
– Aluminum	15
General performance motors in brief	
– Cast iron	16
– Aluminum	19

Ordering information

When placing an order, please state the following minimum data in the order, as in the example.

The product code of the motor is composed in accordance with the following example.

Motor type	M2BA 112 MB
Pole number	4
Mounting arrangement (IM-code)	IM B3 (IM 1001)
Rated output	4 kW
Product code	3GBA 112 212-ADB
Variant codes if needed	

Motor size

A	B	C	D, E, F														
M2BA 112 MB 3GBA 112 212 - ADB, 122, 451, etc.																	
<table border="1" style="margin-left: auto; margin-right: auto;"> <tr> <td>1</td><td>2</td><td>3</td><td>4</td><td>5</td><td>6</td><td>7</td><td>8</td><td>9</td><td>10</td><td>11</td><td>12</td><td>13</td><td>14...</td> </tr> </table>				1	2	3	4	5	6	7	8	9	10	11	12	13	14...
1	2	3	4	5	6	7	8	9	10	11	12	13	14...				
A Motor type		D Code for mounting arrangement	E Voltage and frequency code														
B Motor size			F Generation code followed by variant codes														
C Product code																	

Explanation of the product code

Positions 1 to 4

3GAA = Totally enclosed motor with aluminum stator frame
3GBA = Totally enclosed motor with cast iron frame

Position 4

Type of rotor
A = Squirrel cage rotor

Positions 5 and 6

IEC size

05 = 56	16 = 160
06 = 63	18 = 180
07 = 71	20 = 200
08 = 80	22 = 225
09 = 90	25 = 250
10 = 100	28 = 280
11 = 112	31 = 315
13 = 132	35 = 355

Position 7

Pole pairs
1 = 2 poles
2 = 4 poles
3 = 6 poles

Positions 8 to 10

Running number

Position 11

- (dash)

Position 12

Mounting arrangement

A = Foot-mounted motor
B = Flange-mounted motor. Large flange with clearance holes.
C = Flange-mounted motor. Small flange with tapped holes.
F = Foot- and flange-mounted motor. Special flange.
H = Foot- and flange-mounted motor. Large flange with clearance holes.
J = Foot- and flange-mounted motor. Small flange with tapped holes.
N = Flange-mounted (CI ring flange FF)
P = Foot-and flange-mounted motor (CI ring flange FF)

Position 13

Voltage and frequency

Single-speed motors

D 400 VΔ, 415 VΔ, 460 VΔ 60 Hz, 690 VY 50 Hz
S 230 VΔ, 400 VY, 415 VY 50 Hz, 460 VΔ 60 Hz*)

Position 14

Version A,B,C... = Generation code followed by variant codes

*) M2AA 200 is not available for voltages less than 380 VD

General performance cast iron motors

Technical data for totally enclosed squirrel cage three phase motors

IE2

IP 55 - IC 411 - Insulation class F, temperature rise class B
IE2 efficiency class according to IEC 60034-30; 2008

Output kW	Motor type	Product code	Speed r/min	Efficiency IEC 60034-2-1; 2007			Power factor cos φ	Current		Torque			Moment of inertia J = 1/4 GD ² kgm ²	Weight kg	Sound pressure level L _{PA} dB
				Full load 100%	3/4 load 75%	1/2 load 50%		I _N A	I _s / I _N	T _N Nm	T _l / T _N	T _b / T _N			
3000 r/min = 2 poles			400 V 50 Hz			CENELEC-design									
0.37	M2BA 71 MA	3GBA 071 211-••B	2660	69.2	73.5	73.7	0.80	0.96	3.9	1.32	2.2	2.3	0.00039	11	58
0.55	M2BA 71 MB	3GBA 071 212-••B	2680	73.2	77.3	79.3	0.85	1.27	4.3	1.95	2.4	2.5	0.00051	11	56
0.75	M2BA 80 MB	3GBA 081 212-••B	2895	80.6	79.9	76.2	0.74	1.81	7.7	2.4	4.2	4.2	0.001	16	57
1.1	M2BA 80 MC	3GBA 081 213-••B	2870	81.8	82.4	80.2	0.80	2.4	7.5	3.6	2.7	3.5	0.0012	18	60
1.5	M2BA 90 S	3GBA 091 101-••B	2890	82.2	82.5	80.3	0.81	3.2	7.2	4.9	2.5	3.0	0.00199	22	63
1.5	M2BA 90 SLB	3GBA 091 212-••B	2900	82.2	84.1	82.7	0.86	3	7.5	4.9	2.5	2.6	0.00254	24	69
2.2	M2BA 90 L	3GBA 091 102-••B	2875	83.4	84.5	83.5	0.84	4.5	6.6	7.3	2.3	2.4	0.00254	24	63
2.2	M2BA 90 SLC	3GBA 091 213-••B	2885	84.7	86.7	85.7	0.87	4.3	6.8	7.2	1.9	2.5	0.0028	25	64
3	M2BA 100 LB	3GBA 101 212-••B	2925	85.2	84.9	82.8	0.86	5.9	9.1	9.7	3.1	3.5	0.00528	36	68
4	M2BA 112 MB	3GBA 111 212-••B	2895	86.1	87.0	86.6	0.86	7.7	8.1	13.1	2.9	3.2	0.00575	37	70
5.5	M2BA 132 SMB	3GBA 131 212-••B	2865	88.0	88.6	88.0	0.86	10.4	7.0	18.3	2.0	2.7	0.01275	68	70
7.5	M2BA 132 SMC	3GBA 131 214-••B	2890	88.6	88.8	87.5	0.84	14.5	7.3	24.7	2.0	3.6	0.01359	70	70
11	M2BA 160 MLA	3GBA 161 044-••G	2920	89.8	91.0	90.7	0.89	19.8	5.9	35.9	1.6	2.7	0.038	119	69
15	M2BA 160 MLB	3GBA 161 045-••G	2934	91.1	92.2	92.0	0.90	26.4	7.0	48.8	2.5	3.1	0.048	133	69
18.5	M2BA 160 MLC	3GBA 161 046-••G	2934	91.0	91.8	91.2	0.89	32.9	7.3	60.2	2.6	3.2	0.052	141	73
22	M2BA 180 MLA	3GBA 181 042-••G	2933	91.5	92.8	92.8	0.91	38.1	7.8	71.6	3.0	3.5	0.062	173	73
30	M2BA 200 MLA	3GBA 201 043-••G	2950	92.2	92.9	92.3	0.89	52.7	7.8	97.1	2.7	3.3	0.092	214	75
37	M2BA 200 MLB	3GBA 201 044-••G	2947	92.5	93.0	92.5	0.91	63.4	7.7	119	2.8	3.6	0.116	240	75
45	M2BA 225 SMA	3GBA 221 042-••G	2956	93.0	93.5	92.9	0.90	77.6	8.1	145	3.1	3.4	0.197	297	75
55	M2BA 250 SMA	3GBA 251 042-••G	2960	93.9	94.3	93.6	0.90	93.9	6.8	177	2.6	2.5	0.275	339	75
75	M2BA 280 SA	3GBA 281 110-••L	2977	94.0	93.7	92.3	0.88	130	7.6	240	2.1	3.0	0.8	530	78
90	M2BA 280 SMB	3GBA 281 220-••L	2976	94.3	94.2	93.1	0.90	153	7.4	288	2.1	2.9	0.9	570	78
110	M2BA 315 SMA	3GBA 311 210-••L	2982	94.6	94.1	92.7	0.86	195	7.6	352	2.0	3.0	1.2	750	78
132	M2BA 315 SMB	3GBA 311 220-••L	2982	94.9	94.6	93.4	0.88	228	7.4	422	2.2	3.0	1.4	810	78
160	M2BA 315 SMC	3GBA 311 230-••L	2981	95.2	95.0	94.1	0.89	272	7.5	512	2.3	3.0	1.7	900	78
200	M2BA 315 MLA	3GBA 311 410-••L	2980	95.3	95.2	94.4	0.90	336	7.7	640	2.6	3.0	2.1	1020	83
250	M2BA 355 SMA	3GBA 351 210-••L	2983	95.4	95.2	94.3	0.89	424	6.8	800	1.5	2.8	2.7	1310	83
315	M2BA 355 SMB	3GBA 351 220-••L	2980	95.4	95.4	94.7	0.89	535	7.2	1009	1.9	2.8	3.4	1450	83
355	M2BA 355 SMC	3GBA 351 230-••L	2983	95.5	95.5	94.9	0.88	609	7.4	1136	2.1	2.7	3.6	1520	83
3000 r/min = 2 poles			400 V 50 Hz			High-output design									
110	M2BA 280 SMC	3GBA 281 230-••L	2978	94.7	94.6	93.8	0.90	186	7.9	352	2.4	3.0	1.15	640	78

The two bullets in the product code indicate choice of mounting arrangements, voltage and frequency code (see ordering information page).

I_s / I_N = Starting current
 T_l / T_N = Locked rotor torque
 T_b / T_N = Breakdown torque

Efficiency values are given according to IEC 60034-2-1; 2007.

Please note that the values are not comparable without knowing the testing method.

ABB has calculated the efficiency values according to indirect method, stray load losses (additional losses) determined from measuring.

IE-class concerns motors from 0.75 kW to 375 kW.

General performance cast iron motors

Technical data for totally enclosed squirrel cage three phase motors

IE2

IP 55 - IC 411 - Insulation class F, temperature rise class B
IE2 efficiency class according to IEC 60034-30; 2008

Output kW	Motor type	Product code	Speed r/min	Efficiency IEC 60034-2-1; 2007			Power factor cos φ	Current		Torque			Moment of inertia J = 1/4 GD ² kgm ²	Weight kg	Sound pressure level L _{PA} dB
				Full load 100%	3/4 load 75%	1/2 load 50%		I _N A	I _s / I _N	T _N Nm	T _l / T _N	T _b / T _N			
1500 r/min = 4 poles			400 V 50 Hz			GENELEC-design									
0.25	M2BA 71 A	3GBA 072 101-••B	1365	68.3	70.8	69.7	0.81	0.65	3.5	1.74	1.9	2.0	0.00074	10	45
0.25	M2BA 71 MA	3GBA 072 211-••B	1365	68.3	70.8	69.7	0.81	0.65	3.5	1.74	1.9	2.0	0.00074	10	45
0.37	M2BA 71 B	3GBA 072 102-••B	1380	72.4	74.5	74.6	0.83	0.88	4.0	2.5	1.6	2.1	0.00088	11	45
0.37	M2BA 71 MB	3GBA 072 212-••B	1380	72.4	74.5	74.6	0.83	0.88	4.0	2.5	1.6	2.1	0.00088	11	45
0.55	M2BA 80 A	3GBA 082 101-••B	1415	74.5	73.8	70.0	0.73	1.45	5.0	3.7	2.0	2.8	0.00144	15	45
0.55	M2BA 80 MA	3GBA 082 211-••B	1415	74.5	73.8	70.0	0.73	1.45	5.0	3.7	2.0	2.8	0.00144	15	45
0.75	M2BA 80 MD	3GBA 082 214-••B	1430	81.0	80.7	77.3	0.73	1.83	5.3	5	2.7	3.2	0.00205	17	50
1.1	M2BA 90 SLB	3GBA 092 212-••B	1435	83.6	84.5	83.2	0.80	2.3	6.1	7.3	2.7	3.4	0.0044	25	50
1.5	M2BA 90 SLD	3GBA 092 215-••B	1430	84.3	85.6	84.7	0.83	3	6.3	10	2.7	3.4	0.0053	27	56
2.2	M2BA 100 LC	3GBA 102 213-••B	1450	85.9	85.1	83.4	0.78	4.7	6.4	14.4	2.9	3.6	0.00948	36	56
3	M2BA 100 LD	3GBA 102 214-••B	1450	86.8	87.0	85.4	0.79	6.3	7.7	19.7	2.9	3.4	0.011	38	58
4	M2BA 112 MB	3GBA 112 212-••B	1440	86.8	87.7	87.3	0.81	8.2	7.0	26.5	2.5	2.9	0.0125	44	59
5.5	M2BA 132 S	3GBA 132 101-••B	1460	87.8	87.8	85.9	0.76	11.8	6.0	35.9	1.8	2.7	0.02635	60	66
5.5	M2BA 132 SMB	3GBA 132 212-••B	1460	89.0	89.8	88.9	0.80	11.1	5.9	35.9	1.7	2.4	0.03282	70	67
7.5	M2BA 132 SMC	3GBA 132 213-••B	1450	89.3	90.1	90.0	0.81	14.9	5.6	49.3	1.6	2.4	0.03659	73	64
11	M2BA 160 MLA	3GBA 162 043-••G	1463	90.2	91.4	91.2	0.85	20.7	7.1	71.7	2.6	3.0	0.084	134	65
15	M2BA 160 MLB	3GBA 162 044-••G	1463	90.6	91.8	91.6	0.84	28.4	7.2	97.9	2.7	3.6	0.095	141	65
18.5	M2BA 180 MLA	3GBA 182 043-••G	1464	91.2	92.3	92.1	0.84	34.8	7.9	120	3.1	3.6	0.112	175	62
22	M2BA 180 MLB	3GBA 182 044-••G	1465	91.6	92.5	92.1	0.83	41.7	8.0	143	3.0	3.8	0.13	187	65
30 ¹⁾	M2BA 200 MLA	3GBA 202 042-••G	1474	92.3	93.4	93.5	0.83	56.5	7.3	194	2.7	2.9	0.217	241	62
37	M2BA 225 SMA	3GBA 222 043-••G	1479	93.0	93.9	93.8	0.84	68.3	7.2	238	2.6	2.9	0.309	293	68
45	M2BA 225 SMB	3GBA 222 044-••G	1479	93.2	94.0	93.7	0.83	83.9	7.4	290	2.4	3.1	0.368	318	68
55	M2BA 250 SMA	3GBA 252 042-••G	1478	93.5	94.2	93.7	0.85	99.8	7.3	355	2.8	3.0	0.476	342	70
75	M2BA 280 SA	3GBA 282 110-••L	1484	94.2	94.2	93.5	0.85	135	6.9	482	2.5	2.8	1.25	515	71
90	M2BA 280 SMB	3GBA 282 220-••L	1483	94.4	94.6	94.1	0.86	160	7.2	579	2.5	2.7	1.5	575	71
110	M2BA 315 SMA	3GBA 312 210-••L	1487	94.7	94.6	93.8	0.86	194	7.2	706	2.0	2.5	2.3	775	78
132	M2BA 315 SMB	3GBA 312 220-••L	1487	95.0	95.0	94.3	0.86	233	7.1	847	2.3	2.7	2.6	830	78
160	M2BA 315 SMC	3GBA 312 230-••L	1487	95.2	95.3	94.6	0.85	285	7.2	1027	2.4	2.9	2.9	870	78
200	M2BA 315 MLA	3GBA 312 410-••L	1486	95.3	95.4	94.9	0.86	352	7.0	1285	2.3	2.8	3.5	995	78
250	M2BA 355 SMA	3GBA 352 210-••L	1488	95.2	95.2	94.4	0.85	445	6.7	1604	2.0	2.6	5.4	1400	82
315	M2BA 355 SMB	3GBA 352 220-••L	1488	95.5	95.5	94.8	0.85	560	7.3	2021	2.2	2.7	6.9	1570	82
355	M2BA 355 SMC	3GBA 352 230-••L	1487	95.5	95.7	95.2	0.86	623	6.8	2279	2.4	2.7	7.2	1650	82
1500 r/min = 4 poles			400 V 50 Hz			High-output design									
110	M2BA 280 SMC	3GBA 282 230-••L	1485	94.9	95.1	94.6	0.86	194	7.6	707	3.0	3.0	1.85	640	71

¹⁾ Temperature rise class F

The two bullets in the product code indicate choice of mounting arrangements, voltage and frequency code (see ordering information page).

I_s / I_N = Starting current
T_l / T_N = Locked rotor torque
T_b / T_N = Breakdown torque

Efficiency values are given according to IEC 60034-2-1; 2007.

Please note that the values are not comparable without knowing the testing method.

ABB has calculated the efficiency values according to indirect method, stray load losses (additional losses) determined from measuring.

IE-class concerns motors from 0.75 kW to 375 kW.

General performance cast iron motors

Technical data for totally enclosed squirrel cage three phase motors

IE2

IP 55 - IC 411 - Insulation class F, temperature rise class B
IE2 efficiency class according to IEC 60034-30; 2008

Output kW	Motor type	Product code	Speed r/min	Efficiency IEC 60034-2-1; 2007			Power factor cos φ	Current		Torque			Moment of inertia J = 1/4 GD ² kgm ²	Weight kg	Sound pressure level L _{PA} dB
				Full load 100%	3/4 load 75%	1/2 load 50%		I _N A	I _s / I _N	T _N Nm	T _l / T _N	T _b / T _N			
1000 r/min = 6 poles		400 V 50 Hz		GENELEC-design											
0.18	M2BA 71 A	3GBA 073 101-••B	900	63.7	63.8	59.0	0.71	0.57	3.1	1.9	2.0	2.1	0.00089	10	42
0.18	M2BA 71 MA	3GBA 073 211-••B	900	63.7	63.8	59.0	0.71	0.57	3.1	1.9	2.0	2.1	0.00089	10	42
0.25	M2BA 71 B	3GBA 073 102-••B	895	67.2	67.2	62.6	0.69	0.77	3.4	2.6	2.2	2.3	0.0011	12	42
0.25	M2BA 71 MB	3GBA 073 212-••B	895	67.2	67.2	62.6	0.69	0.77	3.4	2.6	2.2	2.3	0.0011	12	42
0.37	M2BA 80 A	3GBA 083 101-••B	915	71.0	71.1	67.0	0.69	1.09	3.6	3.8	1.8	2.2	0.00187	15	47
0.37	M2BA 80 MA	3GBA 083 211-••B	915	71.0	71.1	67.0	0.69	1.09	3.6	3.8	1.8	2.2	0.00187	15	47
0.55	M2BA 80 B	3GBA 083 102-••B	920	73.9	75.0	72.8	0.71	1.51	3.8	5.7	1.8	2.2	0.00239	17	47
0.55	M2BA 80 MB	3GBA 083 212-••B	920	73.9	75.0	72.8	0.71	1.51	3.8	5.7	1.8	2.2	0.00239	17	47
0.75	M2BA 90 SLC	3GBA 093 213-••B	960	78.7	77.3	72.5	0.58	2.3	4.5	7.4	2.3	3.1	0.00491	25	44
1.1	M2BA 90 SLE	3GBA 093 214-••B	930	78.2	78.6	76.4	0.66	3	4.0	11.2	1.9	2.3	0.0054	28	44
1.5	M2BA 100 L	3GBA 103 212-••B	950	82.2	82.9	81.6	0.69	3.8	4.0	15	1.5	1.1	0.00873	37	49
2.2	M2BA 112 MB	3GBA 113 212-••B	950	82.5	83.8	81.7	0.69	5.5	4.4	22.1	1.7	2.3	0.0125	44	66
3	M2BA 132 S	3GBA 133 101-••B	970	83.5	83.8	81.9	0.69	7.5	7.0	29.5	1.6	2.2	0.03164	69	57
3	M2BA 132 SMB	3GBA 133 211-••B	975	85.3	84.5	81.3	0.63	8	5.5	29.3	1.8	2.9	0.03336	69	57
4	M2BA 132 MA	3GBA 133 102-••B	975	85.7	84.6	81.3	0.63	10.6	5.6	39.1	2.4	2.9	0.03336	70	57
4	M2BA 132 SMB	3GBA 133 212-••B	960	84.9	85.3	83.9	0.68	10	4.6	39.7	1.5	2.2	0.03336	69	57
5.5	M2BA 132 MB	3GBA 133 103-••B	960	86.3	87.3	86.7	0.73	12.6	4.6	54.7	1.7	2.1	0.0413	77	57
5.5	M2BA 132 SMF	3GBA 133 214-••B	965	86.1	86.6	85.5	0.71	12.9	5.1	54.4	2.0	2.3	0.0487	86	57
7.5	M2BA 160 MLA	3GBA 163 043-••G	971	87.6	89.1	89.0	0.79	15.6	7.1	73.7	1.9	3.3	0.089	141	61
11	M2BA 160 MLB	3GBA 163 044-••G	970	88.7	90.1	89.9	0.79	22.6	7.6	108	2.1	3.3	0.119	157	61
15	M2BA 180 MLA	3GBA 183 042-••G	971	89.7	90.8	90.5	0.76	31.7	7.8	147	2.5	4.1	0.137	187	61
18.5	M2BA 200 MLA	3GBA 203 043-••G	975	90.7	92.0	91.9	0.79	37.2	6.2	181	1.7	3.2	0.198	228	65
22	M2BA 200 MLB	3GBA 203 044-••G	974	91.0	92.4	92.5	0.79	44.1	5.8	215	1.8	3.0	0.222	241	65
30	M2BA 225 SMA	3GBA 223 042-••G	985	92.2	93.1	93.1	0.83	56.5	6.9	290	2.4	2.8	0.532	318	65
37	M2BA 250 SMA	3GBA 253 042-••G	985	92.4	93.2	93.0	0.83	69.6	6.6	358	2.4	2.8	0.718	336	66
45	M2BA 280 SA	3GBA 283 110-••L	990	92.8	93.0	92.1	0.84	83.3	7.0	434	2.5	2.5	1.85	500	71
55	M2BA 280 SB	3GBA 283 120-••L	990	93.3	93.5	92.9	0.84	101	7.0	530	2.7	2.6	2.2	540	71
75	M2BA 315 SMA	3GBA 313 210-••L	992	94.0	94.0	93.0	0.81	142	7.0	721	2.1	2.7	3.2	705	75
90	M2BA 315 SMB	3GBA 313 220-••L	992	94.3	94.4	93.6	0.83	165	7.2	866	2.1	2.7	4.1	800	75
110	M2BA 315 SMC	3GBA 313 230-••L	992	94.7	94.8	94.2	0.83	201	7.0	1058	2.2	2.7	4.9	870	75
132	M2BA 315 MLA	3GBA 313 410-••L	992	94.9	95.0	94.4	0.83	241	7.2	1270	2.4	2.7	5.8	980	75
160	M2BA 355 SMA	3GBA 353 210-••L	992	94.9	95.0	94.4	0.83	293	6.2	1540	2.1	2.3	7.3	1290	77
200	M2BA 355 SMB	3GBA 353 220-••L	992	95.2	95.4	94.9	0.84	360	6.5	1925	2.1	2.3	9.7	1440	77
250	M2BA 355 SMC	3GBP 353 230-••L	991	95.3	95.5	95.2	0.84	450	6.7	2409	2.3	2.3	11.3	1590	77
1000 r/min = 6 poles		400 V 50 Hz		High-output design											
75	M2BA 280 SMC	3GBA 283 230-••L	990	93.8	93.9	93.3	0.84	137	7.3	723	2.8	2.7	2.85	630	71

The two bullets in the product code indicate choice of mounting arrangements, voltage and frequency code (see ordering information page).

I_s / I_N = Starting current
T_l / T_N = Locked rotor torque
T_b / T_N = Breakdown torque

Efficiency values are given according to IEC 60034-2-1; 2007.

Please note that the values are not comparable without knowing the testing method.

ABB has calculated the efficiency values according to indirect method, stray load losses (additional losses) determined from measuring.

IE-class concerns motors from 0.75 kW to 375 kW.

General performance aluminum motors

Technical data for totally enclosed squirrel cage three phase motors

IE2

IP 55 - IC 411 - Insulation class F, temperature rise class B
IE2 efficiency class according to IEC 60034-30; 2008

Output kW	Motor type	Product code	Speed r/min	Efficiency IEC 60034-2-1; 2007			Power factor cos φ	Current		Torque			Moment of inertia J = 1/4 GD ² kgm ²	Weight kg	Sound pressure level L _{PA} dB
				Full load 100%	3/4 load 75%	1/2 load 50%		I _N A	I _s / I _N	T _N Nm	T _l / T _N	T _b / T _N			
3000 r/min = 2-poles			400 V 50 Hz			GENELEC-design									
0.09	M2AA 56 A	3GAA 051 001-••A	2820	59.8	53.3	47.9	0.69	0.31	3.9	0.3	2.9	2.7	0.00011	3.2	48
0.12	M2AA 56 B	3GAA 051 002-••A	2840	67.2	63.8	55.6	0.64	0.4	4.1	0.4	3.2	2.8	0.00012	3.4	48
0.18	M2AA 63 A	3GAA 061 001-••C	2820	75.0	72.0	66.1	0.62	0.55	4.2	0.6	3.5	3.1	0.00013	3.9	54
0.25	M2AA 63 B	3GAA 061 002-••C	2810	78.6	77.0	69.6	0.69	0.66	4.5	0.84	3.6	3.3	0.00016	4.4	54
0.37	M2AA 71 A	3GAA 071 001-••E	2800	73.8	75.8	73.9	0.76	0.95	4.9	1.26	2.7	2.7	0.00035	4.9	58
0.55	M2AA 71 B	3GAA 071 002-••E	2790	78.4	79.8	78.7	0.78	1.29	5.3	1.88	2.9	2.8	0.00045	5.9	58
0.75	M2AA 80 B	3GAA 081 212-••E	2895	81.4	80.8	77.1	0.78	1.7	8.1	2.4	3.7	3.9	0.0009	10.5	60
1.1	M2AA 80 C	3GAA 081 213-••E	2875	80.6	80.5	77.9	0.80	2.4	7.8	3.6	3.6	3.5	0.0012	11	60
1.5	M2AA 90 L	3GAA 091 212-••E	2900	84.1	85.0	83.5	0.86	2.9	7.6	4.9	2.5	3.3	0.0024	16	60
2.2	M2AA 90 LB	3GAA 091 213-••E	2875	84.6	85.7	85.5	0.85	4.4	6.9	7.3	2.8	3.2	0.0027	18	63
3	M2AA 100 LB	3GAA 101 212-••E	2920	86.4	86.0	83.9	0.86	5.8	9.3	9.8	3.3	3.9	0.005	25	62
4	M2AA 112 MB	3GAA 111 212-••E	2885	86.1	87.0	88.0	0.88	7.6	7.6	13.2	2.5	2.8	0.0062	30	68
5.5	M2AA 132 SB	3GAA 131 212-••E	2915	88.0	88.5	87.6	0.82	11	7.9	18	2.6	3.6	0.016	42	73
7.5	M2AA 132 SC	3GAA 131 213-••E	2915	88.5	88.7	88.1	0.87	14	7.6	24.5	2.2	3.2	0.022	56	73
11	M2AA 160 MLA	3GAA 161 044-••G	2920	89.8	91.0	90.7	0.89	19.8	5.9	35.9	1.6	2.7	0.038	83	69
15	M2AA 160 MLB	3GAA 161 045-••G	2934	91.1	92.2	92.0	0.90	26.4	7.0	48.8	2.5	3.1	0.048	96	69
18.5	M2AA 160 MLC	3GAA 161 046-••G	2934	91.0	91.8	91.2	0.89	32.9	7.3	60.2	2.6	3.2	0.052	104	73
22	M2AA 180 MLA	3GAA 181 042-••G	2933	91.5	92.8	92.8	0.91	38.1	7.8	71.6	3.0	3.5	0.062	123	73
30	M2AA 200 MLA	3GAA 201 043-••G	2950	92.2	92.9	92.3	0.89	52.7	7.8	97.1	2.7	3.3	0.092	160	75
37	M2AA 200 MLB	3GAA 201 044-••G	2947	92.5	93.0	92.5	0.91	63.4	7.7	119	2.8	3.6	0.116	186	75
45	M2AA 225 SMA	3GAA 221 042-••G	2956	93.0	93.5	92.9	0.90	77.6	8.1	145	3.1	3.4	0.197	244	75
55	M2AA 250 SMA	3GAA 251 042-••G	2960	93.9	94.3	93.6	0.90	93.9	6.8	177	2.6	2.5	0.275	308	75

The two bullets in the product code indicate choice of mounting arrangements, voltage and frequency code (see ordering information page).

I_s / I_N = Starting current
T_l / T_N = Locked rotor torque
T_b / T_N = Breakdown torque

Efficiency values are given according to IEC 60034-2-1; 2007.

Please note that the values are not comparable without knowing the testing method.

ABB has calculated the efficiency values according to indirect method, stray load losses (additional losses) determined from measuring.

IE-class concerns motors from 0.75 kW to 375 kW.

General performance aluminum motors

Technical data for totally enclosed squirrel cage three phase motors

IE2

IP 55 - IC 411 - Insulation class F, temperature rise class B
IE2 efficiency class according to IEC 60034-30; 2008

Output kW	Motor type	Product code	Speed r/min	Efficiency IEC 60034-2-1; 2007			Power factor cos φ	Current		Torque			Moment of inertia J = 1/4 GD ² kgm ²	Weight kg	Sound pressure level L _{PA} dB
				Full load 100%	3/4 load 75%	1/2 load 50%		I _N A	I _s / I _N	T _N Nm	T _l / T _N	T _b / T _N			
1500 r/min = 4 poles			400 V 50 Hz			CENELEC-design									
0.06	M2AA 56 A	3GAA 052 001-••A	1340	51.1	45.8	36.0	0.67	0.25	2.5	0.42	2.2	2.2	0.00017	3.2	36
0.09	M2AA 56 B	3GAA 052 002-••A	1370	55.5	50.2	40.5	0.62	0.37	2.8	0.62	2.9	2.9	0.00018	3.4	36
0.12	M2AA 63 A	3GAA 062 001-••C	1400	65.5	60.4	51.7	0.57	0.46	3.1	0.81	2.7	2.8	0.00019	4	40
0.18	M2AA 63 B	3GAA 062 002-••C	1380	67.3	63.9	56.7	0.62	0.62	3.1	1.24	2.5	2.6	0.00026	4.5	40
0.25	M2AA 71 A	3GAA 072 001-••E	1365	65.1	66.0	62.7	0.76	0.72	4.0	1.74	2.0	2.1	0.00066	5.2	45
0.37	M2AA 71 B	3GAA 072 002-••E	1375	69.7	71.9	71.1	0.79	0.96	3.8	2.5	2.0	2.2	0.0008	5.9	45
0.55	M2AA 80 A	3GAA 082 001-••E	1375	72.8	76.1	75.2	0.77	1.41	4.5	3.8	1.8	2.2	0.0013	8.5	50
0.75	M2AA 80 D	3GAA 082 214-••E	1415	79.8	81.3	79.9	0.82	1.65	5.9	5	2.6	3.2	0.0016	12	50
1.1	M2AA 90 LB	3GAA 092 214-••E	1435	83.7	84.1	83.0	0.78	2.4	6.6	7.3	2.9	3.2	0.0043	16	50
1.5	M2AA 90 LD	3GAA 092 215-••E	1435	84.2	84.1	81.9	0.76	3.3	7.0	9.9	3.1	3.5	0.0048	17	50
2.2	M2AA 100 LC	3GAA 102 213-••E	1450	86.4	86.2	84.1	0.79	4.6	7.3	14.4	2.8	3.4	0.009	25	54
3	M2AA 100 LD	3GAA 102 214-••E	1445	85.7	86.1	85.1	0.79	6.3	7.0	19.8	2.4	3.0	0.011	28	63
4	M2AA 112 MB	3GAA 112 212-••E	1445	86.7	86.5	85.2	0.75	8.8	7.3	26.4	3.1	3.4	0.0126	34	64
5.5	M2AA 132 M	3GAA 132 212-••E	1465	89.0	89.8	89.1	0.79	11.2	6.3	35.8	1.9	2.6	0.038	48	66
7.5	M2AA 132 MA	3GAA 132 214-••E	1460	89.1	89.9	89.5	0.79	15.3	6.4	49	1.8	2.6	0.048	59	63
11	M2AA 160 MLA	3GAA 162 043-••G	1463	90.2	91.4	91.2	0.85	20.7	7.1	71.7	2.6	3.0	0.084	97	65
15	M2AA 160 MLB	3GAA 162 044-••G	1463	90.6	91.8	91.6	0.84	28.4	7.2	97.9	2.7	3.6	0.095	105	65
18.5	M2AA 180 MLA	3GAA 182 043-••G	1464	91.2	92.3	92.1	0.84	34.8	7.9	120	3.1	3.6	0.112	125	62
22	M2AA 180 MLB	3GAA 182 044-••G	1465	91.6	92.5	92.1	0.83	41.7	8.0	143	3.0	3.8	0.13	137	65
30	M2AA 200 MLA	3GAA 202 042-••G	1474	92.3	93.4	93.5	0.83	56.5	7.3	194	2.7	2.9	0.217	188	62
37	M2AA 225 SMA	3GAA 222 043-••G	1479	93.0	93.9	93.8	0.84	68.3	7.2	238	2.6	2.9	0.309	239	68
45	M2AA 225 SMB	3GAA 222 044-••G	1479	93.2	94.0	93.7	0.83	83.9	7.4	290	2.4	3.1	0.368	265	68
55	M2AA 250 SMA	3GAA 252 042-••G	1478	93.5	94.2	93.7	0.85	99.8	7.3	355	2.8	3.0	0.476	311	70

The two bullets in the product code indicate choice of mounting arrangements, voltage and frequency code (see ordering information page).

I_s / I_N = Starting current
T_l / T_N = Locked rotor torque
T_b / T_N = Breakdown torque

Efficiency values are given according to IEC 60034-2-1; 2007.

Please note that the values are not comparable without knowing the testing method.

ABB has calculated the efficiency values according to indirect method, stray load losses (additional losses) determined from measuring.

IE-class concerns motors from 0.75 kW to 375 kW.

General performance aluminum motors

Technical data for totally enclosed squirrel cage three phase motors

IE2

IP 55 - IC 411 - Insulation class F, temperature rise class B
IE2 efficiency class according to IEC 60034-30; 2008

Output kW	Motor type	Product code	Speed r/min	Efficiency IEC 60034-2-1; 2007			Power factor cos φ	Current		Torque			Moment of inertia J = 1/4 GD ² kgm ²	Weight kg	Sound pressure level L _{PA} dB
				Full load 100%	3/4 load 75%	1/2 load 50%		I _N A	I _s / I _N	T _N Nm	T _l / T _N	T _b / T _N			
1000 r/min = 6 poles			400 V 50 Hz			CENELEC-design									
0.09	M2AA 63 A	3GAA 063 001-••C	910	47.1	42.5	32.1	0.56	0.49	2.1	0.94	2.1	2.1	0.0002	4	38
0.12	M2AA 63 B	3GAA 063 002-••C	910	57.5	54.0	46.2	0.58	0.51	2.1	1.25	2.1	2.1	0.00027	4.5	38
0.18	M2AA 71 A	3GAA 073 001-••E	885	59.5	61.1	56.5	0.71	0.61	3.1	1.94	1.7	1.9	0.00092	5.5	42
0.25	M2AA 71 B	3GAA 073 002-••E	895	64.0	63.6	59.5	0.71	0.79	3.3	2.6	2.2	2.2	0.0012	6.5	42
0.37	M2AA 80 A	3GAA 083 001-••E	905	68.0	70.7	68.3	0.73	1.07	3.6	3.9	1.6	2.1	0.002	9	47
0.55	M2AA 80 B	3GAA 083 002-••E	905	68.7	71.8	69.7	0.73	1.58	3.3	5.8	1.6	1.8	0.0026	10	47
0.75	M2AA 90 LB	3GAA 093 213-••E	930	77.6	76.2	75.6	0.71	1.96	4.0	7.7	2.0	2.3	0.0048	18	44
1.1	M2AA 90 LD	3GAA 093 214-••E	935	78.2	79.1	76.5	0.66	3	4.2	11.2	2.2	2.6	0.0056	20	44
1.5	M2AA 100 LC	3GAA 103 212-••E	945	80.3	81.4	80.7	0.73	3.6	3.9	15.1	1.7	2.0	0.009	26	49
2.2	M2AA 112 MB	3GAA 113 212-••E	955	81.9	82.3	79.8	0.72	5.3	5.2	21.9	1.8	2.2	0.01	28	56
3	M2AA 132 S	3GAA 133 211-••E	960	83.3	83.6	81.7	0.65	7.9	4.3	29.8	1.6	2.3	0.031	39	57
4	M2AA 132 MB	3GAA 133 213-••E	975	86.4	86.3	84.0	0.70	9.5	7.3	39.1	2.1	4.4	0.045	54	57
5.5	M2AA 132 MC	3GAA 133 214-••E	965	86.1	86.1	84.3	0.67	13.7	6.2	54.4	2.5	2.8	0.049	59	61
7.5	M2AA 160 MLA	3GAA 163 043-••G	971	87.6	89.1	89.0	0.79	15.6	7.1	73.7	1.9	3.3	0.089	105	61
11	M2AA 160 MLB	3GAA 163 044-••G	970	88.7	90.1	89.9	0.79	22.6	7.6	108	2.1	3.3	0.119	121	61
15	M2AA 180 MLA	3GAA 183 042-••G	971	89.7	90.8	90.5	0.76	31.7	7.8	147	2.5	4.1	0.137	139	61
18.5	M2AA 200 MLA	3GAA 203 043-••G	975	90.7	92.0	91.9	0.79	37.2	6.2	181	1.7	3.2	0.198	173	65
22	M2AA 200 MLB	3GAA 203 044-••G	974	91.0	92.4	92.5	0.79	44.1	5.8	215	1.8	3.0	0.222	187	65
30	M2AA 225 SMA	3GAA 223 042-••G	985	92.2	93.1	93.1	0.83	56.5	6.9	290	2.4	2.8	0.532	265	65
37	M2AA 250 SMA	3GAA 253 042-••G	985	92.4	93.2	93.0	0.83	69.6	6.6	358	2.4	2.8	0.718	305	66

The two bullets in the product code indicate choice of mounting arrangements, voltage and frequency code (see ordering information page).

I_s / I_N = Starting current
T_l / T_N = Locked rotor torque
T_b / T_N = Breakdown torque

Efficiency values are given according to IEC 60034-2-1; 2007.

Please note that the values are not comparable without knowing the testing method.

ABB has calculated the efficiency values according to indirect method, stray load losses (additional losses) determined from measuring.

IE-class concerns motors from 0.75 kW to 375 kW.

General performance IE2 cast iron motors – variant codes

Code ¹⁾ Variant code	M2BA														
	71	80	90	100	112	132	160	180	200	225	250	280	315	355	
Bearing and lubrication															
037	Roller bearing at D-end.	NA	NA	NA	NA	NA	NA	M	M	M	M	M	M	M	M
040	Heat resistant grease.	M	M	M	M	M	M	S	S	S	S	S	S	S	S
043	SPM compatible nipples	M	M	M	M	M	M	M	M	M	M	M	M	M	M
188	63-series bearings in D-end	M	M	M	M	M	M	M	M	M	M	M	NA	NA	NA
Branch standard design															
178	Stainless steel / acid proof bolts.	M	M	M	M	M	M	M	M	M	M	M	M	M	M
Cooling system															
068	Light alloy metal fan	M	M	M	M	M	M	M	M	M	M	M	M	M	M
Documentation															
141	Binding dimension drawing.	M	M	M	M	M	M	M	M	M	M	M	M	M	M
Drain holes															
065	Plugged existing drain holes.	M	M	M	M	M	M	M	M	M	M	M	M	M	M
Earthing bolt															
067	External earthing bolt.	M	M	M	M	M	M	M	M	M	M	M	S	S	S
Heating elements															
450	Heating element, 100-120V.	M	M	M	M	M	M	M	M	M	M	M	M	M	M
451	Heating element, 200-240V.	M	M	M	M	M	M	M	M	M	M	M	M	M	M
Mounting arrangements															
008	IM 2101 foot/flange mounted, IEC flange, from IM 1001 (B34 from B3).	M	M	M	M	M	M	NA	NA	NA	NA	NA	NA	NA	NA
009	IM 2001 foot/flange mounted, IEC flange, from IM 1001 (B35 from B3).	M	M	M	M	M	M	M	M	M	M	M	M	M	M
047	IM 3601 flange mounted, IEC flange, from IM 3001 (B14 from B5).	M	M	M	M	M	M	NA	NA	NA	NA	NA	NA	NA	NA
048	IM 3001 flange mounted, IEC flange, from IM 3601 (B5 from B14).	M	M	M	M	M	M	NA	NA	NA	NA	NA	NA	NA	NA
066	Modified for specified mounting position differing from IM B3 (1001), IM B5 (3001), B14 (3601), IM B35 (2001) & IM B34 (2101).	M	M	M	M	M	M	M	M	M	M	M	M	M	M
Painting															
114	Special paint colour, standard grade.	M	M	M	M	M	M	M	M	M	M	M	M	M	M
Protection															
005	Metal protective roof, vertical motor, shaft down.	M	M	M	M	M	M	M	M	M	M	M	M	M	M
072	Radial seal at D-end.	M	M	M	M	M	M	M	M	M	M	M	M	M	M
Rating and instruction plate															
095	Restamping output (maintained voltage, frequency), intermittent duty.	M	M	M	M	M	M	M	M	M	M	M	M	M	M
135	Mounting of additional identification plate, stainless.	M	M	M	M	M	M	M	M	M	M	M	M	M	M
159	Additional plate with text "Made in....."	M	M	M	M	M	M	M	M	M	M	M	M	M	M
161	Additional rating plate delivered loose.	M	M	M	M	M	M	M	M	M	M	M	M	M	M
Restamping															
002	Restamping voltage, frequency and output, continuous duty.	M	M	M	M	M	M	M	M	M	M	M	M	M	M
Standards and regulations															
331	IE1 motor not for sale for use in EU	M	M	M	M	M	M	M	M	M	M	M	M	M	M
540	China energy label	M	M	M	M	M	M	M	M	M	M	M	M	M	M

¹⁾ Certain variant codes cannot be used simultaneously.

Following variant codes are available, more information from ABB

M = modifications

NA = not applicable

S = Standard

Code ¹⁾	Variant code	M2BA													
		71	80	90	100	112	132	160	180	200	225	250	280	315	355
122	Bimetal detectors, break type (NCC), (3 in series), 150°C, in stator winding.	M	M	M	M	M	M	M	M	M	M	M	M	M	M
435	PTC - thermistors (3 in series), 130°C, in stator winding.	M	M	M	M	M	M	M	M	M	M	M	M	M	M
436	PTC - thermistors (3 in series), 150°C, in stator winding.	S	S	S	S	S	S	S	S	S	S	S	S	S	S
441	PTC - thermistors (3 in series, 130°C & 3 in series, 150°C), in stator winding.	M	M	M	M	M	M	M	M	M	M	M	M	M	M
445	Pt-100 2-wire in stator winding, 1 per phase	M	M	M	M	M	M	M	M	M	M	M	M	M	M
230	Standard metal cable glands	M	M	M	M	M	M	M	M	M	M	M	M	M	M
447	Top mounted separate terminal box for monitoring equipment.	NA	NA	NA	NA	NA	NA	NA	NA	NA	NA	NA	M	M	M
Terminal box															
230	Standard metal cable glands	M	M	M	M	M	M	M	M	M	M	M	M	M	M
Testing															
145	Type test report from a catalogue motor, 400V 50Hz.	M	M	M	M	M	M	M	M	M	M	M	M	M	M
148	Routine test report.	M	M	M	M	M	M	M	M	M	M	M	M	M	M
Variable speed drive															
701	Insulated bearing at N-end	NA	NA	NA	NA	NA	NA	NA	NA	NA	NA	NA	M	M	M
704	EMC cable gland.	M	M	M	M	M	M	M	M	M	M	M	M	M	M

1) Certain variant codes cannot be used simultaneously.

Following variant codes are available,
more information from ABB
M = modifications
NA = not applicable
S = Standard

General performance IE2 aluminum motors – variant codes

Code ¹⁾	Variant	M2AA												
		56	63	71	80	90	100	112	132	160	180	200	225	250
Bearing and Lubrication														
037	Roller bearing at D-end.	NA	NA	NA	NA	NA	NA	NA	NA	M	M	M	M	M
040	Heat resistant grease.	M	M	M	M	M	M	M	M	M	M	M	M	M
043	SPM compatible nipples for vibration measurement	NA	NA	NA	NA	M	M	M	M	M	M	M	M	M
188	63-series bearings in D-end	NA	NA	NA	NA	M	S	S	M	M	M	M	M	M
Branch standard design														
178	Stainless steel / acid proof bolts.	M	M	M	M	M	M	M	M	M	M	M	M	M
217	Cast iron D-end shield (on aluminum foot mounted motor).	NA	NA	M	M	M	M	M	M	S	S	S	S	S
Cooling system														
068	Light alloy metal fan	NA	NA	M	M	M	M	M	M	M	M	M	M	M
Documentation														
141	Binding dimension drawing.	M	M	M	M	M	M	M	M	M	M	M	M	M
Drain holes														
065	Plugged existing drain holes.	M	M	M	M	M	M	M	M	M	M	M	M	M
Earthing bolt														
067	External earthing bolt.	M	M	M	M	M	M	M	M	M	M	M	M	M
Heating elements														
450	Heating element, 100-120V.	M	M	M	M	M	M	M	M	M	M	M	M	M
451	Heating element, 200-240V.	M	M	M	M	M	M	M	M	M	M	M	M	M
Mounting arrangements														
008	IM 2101 foot/flange mounted, IEC flange, from IM 1001 (B34 from B3).	M	M	M	M	M	M	M	M	NA	NA	NA	NA	NA
009	IM 2001 foot/flange mounted, IEC flange, from IM 1001 (B35 from B3).	M	M	M	M	M	M	M	M	M	M	M	M	M
047	IM 3601 flange mounted, IEC flange, from IM 3001 (B14 from B5)	M	M	M	M	M	M	M	M	NA	NA	NA	NA	NA
048	IM 3001 flange mounted, IEC flange, from IM 3601 (B5 from B14).	M	M	M	M	M	M	M	M	NA	NA	NA	NA	NA
066	Modified for specified mounting position differing from IM B3 (1001), IM B5 (3001), B14 (3601), IM B35 (2001) & IM B34 (2101)	M	M	M	M	M	M	M	M	M	M	M	M	M
200	Flange ring holder.	NA	NA	M	M	M	M	M	M	NA	NA	NA	NA	NA
217	Cast iron D-end shield (on aluminum motor).	NA	NA	M	M	M	M	M	M	S	S	S	S	S
218	Flange ring FT 85.	NA	NA	M	M	M	NA	NA	NA	NA	NA	NA	NA	NA
219	Flange ring FT 100.	NA	NA	M	M	M	NA	NA	NA	NA	NA	NA	NA	NA
220	Flange ring FF 100.	NA	NA	M	M	M	NA	NA	NA	NA	NA	NA	NA	NA
223	Flange ring FF 115.	NA	NA	M	M	M	NA	NA	NA	NA	NA	NA	NA	NA
224	Flange ring FT 115.	NA	NA	M	M	M	NA	NA	NA	NA	NA	NA	NA	NA
226	Flange ring FF 130.	NA	NA	M	M	M	M	M	NA	NA	NA	NA	NA	NA
227	Flange ring FT 130.	NA	NA	M	M	M	M	M	NA	NA	NA	NA	NA	NA
233	Flange ring FF 165.	NA	NA	M	M	M	M	M	NA	NA	NA	NA	NA	NA
234	Flange ring FT 165.	NA	NA	M	M	M	M	M	NA	NA	NA	NA	NA	NA
236	Flange FT 165.	NA	NA	NA	NA	NA	NA	NA	M	NA	NA	NA	NA	NA
243	Flange ring FF 215.	NA	NA	NA	NA	NA	M	M	M	NA	NA	NA	NA	NA
244	Flange ring FT 215.	NA	NA	NA	NA	NA	M	M	M	NA	NA	NA	NA	NA
253	Flange ring FF 265.	NA	NA	NA	NA	NA	NA	NA	M	NA	NA	NA	NA	NA
254	Flange ring FT 265.	NA	NA	NA	NA	NA	NA	NA	M	NA	NA	NA	NA	NA
255	Flange FF 265.	NA	NA	NA	NA	NA	NA	NA	M	NA	NA	NA	NA	NA
Painting														
114	Special paint colour, standard grade.	M	M	M	M	M	M	M	M	M	M	M	M	M

¹⁾ Certain variant codes cannot be used simultaneously.

Following variant codes are available,
more information from ABB
M = modifications
NA = not applicable
S = Standard

Code ¹⁾	Variant	M2AA												
		56	63	71	80	90	100	112	132	160	180	200	225	250
Protection														
005	Metal protective roof, vertical motor, shaft down.	M	M	M	M	M	M	M	M	M	M	M	M	M
072	Radial seal at D-end.	M	M	M	M	M	M	M	M	M	M	M	M	M
Rating and instruction plate														
002	Restamping voltage, frequency and output, continuous duty.	M	M	M	M	M	M	M	M	M	M	M	M	M
095	Restamping output (maintained voltage, frequency), intermittent duty.	M	M	M	M	M	M	M	M	M	M	M	M	M
135	Mounting of additional identification plate, stainless.	NA	NA	M	M	M	M	M	M	M	M	M	M	M
159	Additional plate with text "Made in..."	M	M	M	M	M	M	M	M	M	M	M	M	M
161	Additional rating plate delivered loose.	M	M	M	M	M	M	M	M	M	M	M	M	M
198	Aluminum rating plate.	S	S	S	S	S	S	S	S	S	S	S	S	S
Standards and regulations														
331	IE1 motor not for sale for use in EU	M	M	M	M	M	M	M	M	M	M	M	M	M
Stator winding temperature sensors														
122	Bimetal detectors, break type (NCC), (3 in series), 150°C, in stator winding.	M	M	M	M	M	M	M	M	M	M	M	M	M
435	PTC - thermistors (3 in series), 130°C, in stator winding.	M	M	M	M	M	M	M	M	M	M	M	M	M
436	PTC - thermistors (3 in series), 150°C, in stator winding.	M	M	M	M	M	M	M	S	S	S	S	S	S
441	PTC - thermistors (3 in series, 130°C & 3 in series, 150°C), in stator winding.	NA	NA	NA	NA	M	M	M	M	M	M	M	M	M
445	Pt-100 2-wire in stator winding, 1 per phase	NA	NA	NA	NA	NA	NA	NA	NA	M	M	M	M	M
Terminal box														
230	Standard metal cable glands.	M	M	M	M	M	M	M	M	M	M	M	M	M
Testing														
145	Type test report from a catalogue motor, 400V 50Hz.	M	M	M	M	M	M	M	M	M	M	M	M	M
148	Routine test report.	M	M	M	M	M	M	M	M	M	M	M	M	M
Variable speed drives														
704	EMC cable gland.	M	M	M	M	M	M	M	M	M	M	M	M	M

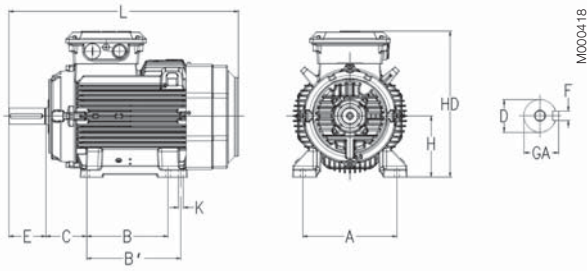
¹⁾ Certain variant codes cannot be used simultaneously.

Following variant codes are available,
more information from ABB
M = modifications
NA = not applicable
S = Standard

General performance IE2 high efficiency motors Sizes 71 - 355

Dimension drawings

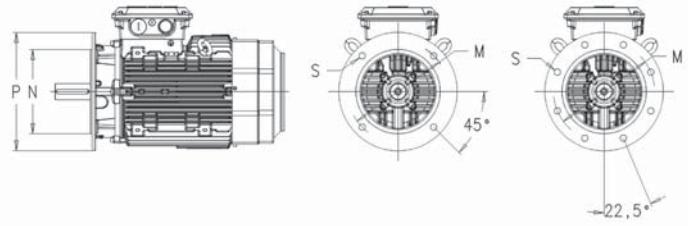
Foot-mounted motor IM1001, B3



Flange-mounted motor IM 3001, B5

Size 56 to 200

Size 225 to 355



IM 1001. IM B3 ja IM 3001. IM B5

IM 1001. IM B3

IM 3001. IM B5

Motor size	D poles		GA poles		F poles		E poles		L max poles		A	B	B'	C	HD	K	H	M	N	P	S	
	2	4-6	2	4-6	2	4-6	2	4-6	2	4-6												
General performance aluminum motors																						
M2AA	56	9	9	10.2	10.2	3	3	20	20	197	197	90	71	-	36	159	5.8	56	100	80	120	7
	63	11	11	12.5	12.5	4	4	23	23	214	214	100	80	-	40	171	7	63	115	95	140	10
	71	14	14	16	16	5	5	30	30	240	240	112	90	-	45	180	7	71	130	110	160	10
	80	19	19	21.5	21.5	6	6	40	40	265.5	265.5	125	100	-	50	193.5	10	80	165	130	200	12
	90 S	24	24	27	27	8	8	50	50	284.5	284.5	140	100	-	56	217	10	90	165	130	200	12
	90 L	24	24	27	27	8	8	50	50	309.5	309.5	140	125	-	56	217	10	90	165	130	200	12
	100	28	28	31	31	8	8	60	60	351	351	160	140	-	63	237	12	100	215	180	250	15
	112	28	28	31	31	8	8	60	60	393	393	190	140	-	70	249	12	112	215	180	250	15
	132 ¹⁾	38	38	41	41	10	10	80	80	447	447	216	140	178	89	295.5	12	132	265	230	300	14.5
	132 ²⁾	38	38	41	41	10	10	80	80	550	550	216	140	178	89	321	15	132	265	230	300	14.5
	132 SM	38	38	41	41	10	10	80	80	550	550	216	140	178	89	295.5	12	132	265	230	300	14.5
	160	42	42	45	45	12	12	110	110	584	584 ³⁾	254	210	254	108	370	14.5	160	300	250	350	19
	180	48	48	51.5	51.5	14	14	110	110	681	681	279	241	279	121	390	14.5	180	300	250	350	19
	200	55	55	59	59	16	16	110	110	726	726	318	267	305	133	425	18.5	200	350	300	400	19
	225	55	60	59	64	16	18	110	140	821	851	356	286	311	149	525 ⁴⁾	18	225	400	350	450	19
	250	60	65	64	69	18	18	140	140	880	880	406	311	349	168	572 ⁴⁾	22	250	500	450	550	19
General performance cast iron motors																						
M2BA	71	14	14	16	16	5	5	30	30	264	264	112	90	-	45	178	7	71	130	110	160	10
	80	19	19	21.5	21.5	6	6	40	40	321	321	125	100	-	50	195	10	80	165	130	200	12
	90	24	24	27	27	8	8	50	50	357	357	140	100	125	56	219	10	90	165	130	200	12
	100	28	28	31	31	8	8	60	60	381	381	160	140	-	63	247	12	100	215	180	250	15
	112	28	28	31	31	8	8	60	60	403	403	190	140	-	70	259	12	112	215	180	250	15
	132	38	38	41	41	10	10	80	80	533	533	216	140	178	89	300	12	132	265	230	300	15
	160	42	42	45	45	12	12	110	110	584	584 ⁵⁾	254	210	254	108	413	14.5	160	300	250	350	19
	180	48	48	51.5	51.5	14	14	110	110	681	681	279	241	279	121	433	14.5	180	300	250	350	19
	200	55	55	59	59	16	16	110	110	726	726	318	267	305	133	473 ⁶⁾	18.5	200	350	300	400	19
	225	55	60	59	64	16	18	110	140	821	851	356	286	311	149	539	18.5	225	400	350	450	19
	250	60	65	64	69	18	18	140	140	879	879	406	311	349	168	584	24	250	500	450	550	19
	280S	65	75	69	79.5	18	20	140	140	982	982	457	368	-	190	768	24	280	500	450	550	18
	280SM	65	75	69	79.5	18	20	140	140	1052	1052	457	368	419	190	768	24	280	500	450	550	18
	315SM	65	80	69	85	18	22	140	170	1216	1246	508	406	457	216	845	28	315	600	550	660	23
	315ML	65	90	69	85	18	25	140	170	1330	1360	508	457	508	216	845	28	315	600	550	660	23
	355SM	70	100	74.5	106	20	28	140	210	1399	1469	610	500	560	254	926	35	355	740	680	800	23

General performance aluminum motors IM 3601, IM B14

Motor size	M	N	P	S
56	65	50	80	M5
63	75	60	90	M5
71	85	70	105	M6
80	100	80	120	M6
90	115	95	140	M8
100	130	110	160	M8
112	130	110	160	M8
132 ¹⁾	165	130	200	M10

General performance cast iron motors IM 3601, IM B14

Motor size	M	N	P	S
71	85	70	105	M6
80	100	80	120	M6
90	115	95	140	M8
100	130	110	160	M8
112	130	110	160	M8
132	165	130	200	M10

Tolerances

A,B	±0,8
D	ISO j6 ≤ Ø 28 mm ISO k6 < Ø 38 mm ISO m6 ≥ Ø 55 mm
F	ISO h9
H	-0,5
N	ISO j6
C	±0,8

- ¹⁾ All types except M2AA 132 SM_L, SC 2 pole, MC 6 pole
- ²⁾ M2AA 132 SC 2 pole and MC 6 pole
- ³⁾ 160MLB 6-pole L = 681
- ⁴⁾ For voltage code S add 32 mm to listed HD-dimension
- ⁵⁾ 160MLB 6-pole L = 681
- ⁶⁾ 200, voltage code S HD = 478

Above table gives the main dimensions in mm. For detailed drawings please see our web-pages 'www.abb.com/motors&generators' or contact ABB.

General performance IE2 cast iron motors in brief

Motor size		71	80	90	100	112	132
Stator	Material	Cast iron EN-GJL-150/GG 15/GRS 150					
	Paint colour shade	Munsell blue 8B 4.5/3.25 / NCS 4822 B05G					
	Surface treatment	Phosphating anticorrosive primer and top coat polyurethane, $\geq 70\mu\text{m}$					
Feet		Integrated with stator					
	Material	Cast iron EN-GJL-150/GG 15/GRS 150					
Bearing end shields	Material	Cast iron EN-GJL-150/GG 15/GRS 150					
	Paint colour shade	Munsell blue 8B 4.5/3.25 / NCS 4822 B05G					
	Surface treatment	Phosphating anticorrosive primer and top coat polyurethane $\geq 70\mu\text{m}$					
Bearings	D-end	6203-2Z/C3	6204-2Z/C3	6205-2Z/C3	6206-2Z/C3	6206-2Z/C3	6208-2Z/C3
	N-end	6202-2Z/C3	6203-2Z/C3	6204-2Z/C3	6205-2Z/C3		
Axially-locked bearings	Inner bearing cover	As standard, locked at D-end					
Bearing seals	D-end	V-ring					
	N-end	Labyrinth seal					
Lubrication		Permanently lubricated shielded bearings. Grease temperature range -40 to +160°C					
Terminal box	Material	Cast iron EN-GJL-150/GG 15/GRS 150					
	Surface treatment	Phosphating anticorrosive primer and top coat polyurethane, $\geq 70\mu\text{m}$					
	Screws	Steel 5G, coated with zinc and yellow chromated.					
Connections	Threaded openings	2 x M16	2 x M25		2 x M32		
	Max Cu-area mm ²	4	6		10		
	Terminal box	Cable lugs, 6 terminals					
Fan	Material	Polypropylene. Reinforced with 20% glass fibre.					
Fan cover	Material	Steel					
	Paint colour shade	Black RAL 9011					
	Surface treatment	Phosphating pretreatment and polyester powder top coat $\geq 70\mu\text{m}$					
Stator winding	Material	Copper					
	Insulation class	Insulation class F					
	Winding protection	3 PTC thermistors as standard, 150°C					
Rotor winding	Material	Diecast aluminum.					
Balancing method		Half key balancing					
Key ways		Closed key way					
Heating elements	On request	8 W		25 W			
Enclosure		IP 55					
Cooling method		IC 411					
Drain holes		Drain holes with closable plastic plugs, open on delivery.					
Lifting lugs		Bolted to the stator					

General performance IE2 cast iron motors in brief

Size	M2BA	160	180	200	225	250
Stator	Material	Cast iron EN-GJL-200/GG 20/GRS 200				
	Paint colour shade	Munsell blue 8B 4.5/3.25 / NCS 4822 B05G				
	Surface treatment	Two-pack epoxy paint, $\geq 70\mu\text{m}$				
Feet		Integrated with stator				
	Material	Cast-iron EN-GJL-200/GG 20/GRS 200				
Bearing end shields	Material	Cast iron EN-GJL-200/GG 20/GRS 200				
	Paint colour shade	Munsell blue 8B 4.5/3.25 / NCS 4822 B05G				
	Surface treatment	Two-pack epoxy paint, $\geq 70\mu\text{m}$				
Bearings	D-end	6209-2Z/C3	6210-2Z/C3	6212-2Z/C3	6213-2Z/C3	6215-2Z/C3
	N-end				6210-2Z/C3	6212-2Z/C3
Axially-locked	Inner bearing cover	As standard, locked at D-end				
Bearing seals	D-end	V-ring				
	N-end	V-ring				
Lubrication		Permanently lubricated shielded bearings.				
Terminal box	Material	Cast iron, base integrated with stator.				
	Surface treatment	Two-pack epoxy paint, $\geq 70\mu\text{m}$				
	Screws	Steel 8.8, zinc electroplated and chromated				
Connections	Threaded openings	(2 x M40 + M16)*			(2 x M63 + M16)	
	Max Cu-area mm ²	35			70	
	Terminal box	6 terminals for connection with cable lugs (not included)				
	Screws	M6			M10	
Fan	Material	Polypropylene. Reinforced with 20% glass fibre.				
Fan cover	Material	Hot dip galvanized steel				
	Paint colour shade	Black, NCS 8801-B09G				
	Surface treatment	Polyester powder paint, $\geq 70\mu\text{m}$				
Stator winding	Material	Copper				
	Insulation	Insulation class F				
	Winding protection	3 PTC thermistors as standard, 150°C				
Rotor winding	Material	Diecast aluminum				
Balancing method		Half key balancing				
Key ways		Closed key way				
Heating elements	On request	25 W		50 W		
Enclosure		IP 55				
Cooling method		IC 411				
Drain holes		Drain holes with closable plastic plugs, open on delivery.				
Lifting lugs		Integrated with the stator				

*) Frame size 200 code S

(2 x M63 + M16), max. CU-area 70 mm² and screws M10.

General performance IE2 cast iron motors in brief

Motor size	M2BA	280	315	355
Stator	Material	Cast iron EN-GJL-200		
	Paint colour shade	Munsell blue 8B 4.5/3.25 / NCS 4822 B05G		
	Surface treatment	Two-pack epoxy paint, $\geq 70\mu\text{m}$		
Feet		Integrated with stator		
	Material	Cast iron EN-GJL-200		
Bearing end shields	Material	Cast iron EN-GJL-200		
	Paint colour shade	Munsell blue 8B 4.5/3.25 / NCS 4822 B05G		
	Surface treatment	Two-pack epoxy paint, $\geq 70\mu\text{m}$		
Bearings	D-end 2-pole	6217/C3		6219/C3
	4-6 -pole		6219/C3	6222/C3
	N-end 2-pole			6219/C3
	4-6 -pole			6219/C3
Axially-locked bearings	Inner bearing cover	D-end		
Bearing seals	D-end	V-ring		
	N-end	V-ring		
Lubrication		Regreaseable bearings, regreasing nipples M10x1		
Terminal box	Material frame	Cast iron EN-GJL-200		
	cover	Polypropylene. Reinforced with 25% glass fibre.		
	Surface treatment	Two-pack epoxy paint, $\geq 70\mu\text{m}$ (for terminal box frame)		
	Screws	Steel 5G, coated with zinc and blue chromated		
Connections	Threaded openings	1 x M63, 2 x M20	1 x M63, 2 x M20	2 x M75, 2 x M20
	Max Cu-area mm ²	2x150	2x240	4x240
	Terminal box	Cable lugs, 6 terminals		
	Screws	M12	M12	M12
Fan	Material	Polypropylene. Reinforced with 25% glass fibre.		
Fan cover	Material	Polypropylene. Reinforced with 25% glass fibre.		
	Paint colour shade	Black plastic, no painting		
	Surface treatment	No surface treatment		
Stator winding	Material	Copper		
	Insulation	Insulation class F		
	Winding protection	3 PTC thermistors as standard, 155°C		
Rotor winding	Material	Diecast aluminum		
Balancing method		Half key balancing		
Key ways		Closed key way		
Heating elements	On request	60 W	2x60 W	2x60 W
Enclosure		IP 55		
Cooling method		IC 411		
Drain holes		Drain holes with closeable plastic plugs, open on delivery		
Lifting lugs		Bolted to the stator		

General performance IE2 aluminum motors in brief

Motor size	M2AA	56	63	71	80	90	100	112	132	
Stator	Material	Diecast aluminum alloy.								
	Paint colour shade	Munsell blue 8B 4.5/3.25 / NCS 4822 B05G								
	Surface treatment	Epoxy polyester powder paint, $\geq 60\mu\text{m}$								
Feet		Integrated with stator								
	Material	Aluminum alloy								
Bearing end shields	Material	Diecast aluminum alloy								
	Paint colour shade	Munsell blue 8B 4.5/3.25 / NCS 4822 B05G								
	Surface treatment	Epoxy polyester powder paint, $\geq 60\mu\text{m}$				Polyester powder paint, $\geq 60\mu\text{m}$				
Bearings	D-end	6201-2Z/C3	6202-2Z/C3	6203-2Z/C3	6204-2Z/C3	6205-2Z/C3	6306-2Z/C3	6306-2Z/C3	6208-2Z/C3 ¹⁾	
	N-end			6202-2Z/C3	6203-2Z/C3	6204-2Z/C3	6205-2Z/C3		6206-2Z/C3	
Axially-locked bearings	Inner bearing cover	D-end internal retaining ring				D-end				
Bearing seals	D-end	V-ring								
	N-end	Labyrinth seal								
Lubrication		Permanently lubricated shielded bearings.								
Terminal box	Material	Diecast aluminum alloy, base integrated with stator.								
	Surface treatment	Diecast aluminum alloy								
	Screws	Steel 5G, galvanised.								
Connections	Knock-out openings	1 x M16 x Pg11		2 x (M20 + M20)		2 x (M20 + M25) ²⁾				
	Max Cu-area mm ²	2.5		4		6			10 ³⁾	
	Terminal box	Cable lugs, 6 terminals				Screw terminal, 6 terminals			Cable lugs, 6 terminals	
Fan	Material	Polypropylene. Reinforced with 20% glass fibre.								
Fan cover	Material	Polypropylene								
	Paint colour shade	Black								
Stator winding	Material	Copper								
	Insulation	Insulation class F								
	Winding protection	Optional								
Rotor winding	Material	Diecast aluminum								
Balancing method		Half key balancing								
Key ways		Closed key way								
Heating elements	Optional	8 W				25 W				
Enclosure		IP 55								
Cooling method		IC 411								
Drain holes		Drain holes with closable plastic plugs, open on delivery.								
Lifting lugs		Integrated with the stator								

M2AA 132 SMA, SMC, SMD;

¹⁾ 6308-2Z/C3

²⁾ 2*(M40+M32+M12)

³⁾ 35

General performance IE2 aluminum motors in brief

Size	M2AA	160	180	200	225	250
Stator	Material	Diecast aluminum alloy			Extruded aluminum alloy.	
	Paint colour shade	Munsell blue 8B 4.5/3.25 / NCS 4822 B05G				
	Surface treatment	Polyester powder paint, $\geq 60\mu\text{m}$				
Feet		Detachable feet				
	Material	Aluminum alloy			Cast iron	
Bearing end shields	Material	Cast iron EN-GJL-200/GG 20/GRS 200				
	Paint colour shade	Munsell blue 8B 4.5/3.25 / NCS 4822 B05G				
	Surface treatment	Two-pack epoxy pain paint, $\geq 60\mu\text{m}$				
Bearings	D-end	6209-2Z/C3	6210-2Z/C3	6212-2Z/C3	6213-2Z/C3	6215-2Z/C3
	N-end				6210-2Z/C3	6212-2Z/C3
Axially-locked	Inner bearing cover	D-end				
Bearing seals		Axial seal				
Lubrication		Permanently lubricated shielded bearings.				
Terminal box	Material	Diecast aluminum alloy, base integrated with stator.			Deep-drawn steel sheet, bolted to stator.	
	Surface treatment	Polyester powder paint, $\geq 60\mu\text{m}$			Phosphated. Polyester paint.	
	Screws	Steel 8.8, zinc electroplated and chromated				
Connections	Knock-out openings				2 x FL13, 2 x M40	
	Flange-openings	(2 x M40 + M16) + (2 x M40)			2 x FL 21, 2 x M63 (voltage code S)	
	Max Cu-area mm ²	35			70	
	Terminal box	6 terminals for connection with cable lugs (not included)				
	Screws	M6			M10	
Fan	Material	Polypropylene. Reinforced with 20% glass fibre.				
Fan cover	Material	Hot dip galvanized steel				
	Paint colour shade	Black, NCS 8801-B09G				
	Surface treatment	Polyester powder paint, $\geq 60\mu\text{m}$				
Stator winding	Material	Copper				
	Insulation class	Insulation class F				
	Winding protection	3 PTC thermistors as standard, 150°C				
Rotor winding	Material	Diecast aluminum				
Balancing method		Half key balancing				
Key ways		Closed key way				
Heating elements	Optional	25 W		50 W		
Enclosure		IP 55				
Cooling method		IC 411				
Drain holes		Drain holes with closable plastic plugs, open on delivery.				
Lifting lugs		Integrated with the stator			Bolted to the stator	

Total offer of motors, generators and mechanical power transmission products with a complete portfolio of services

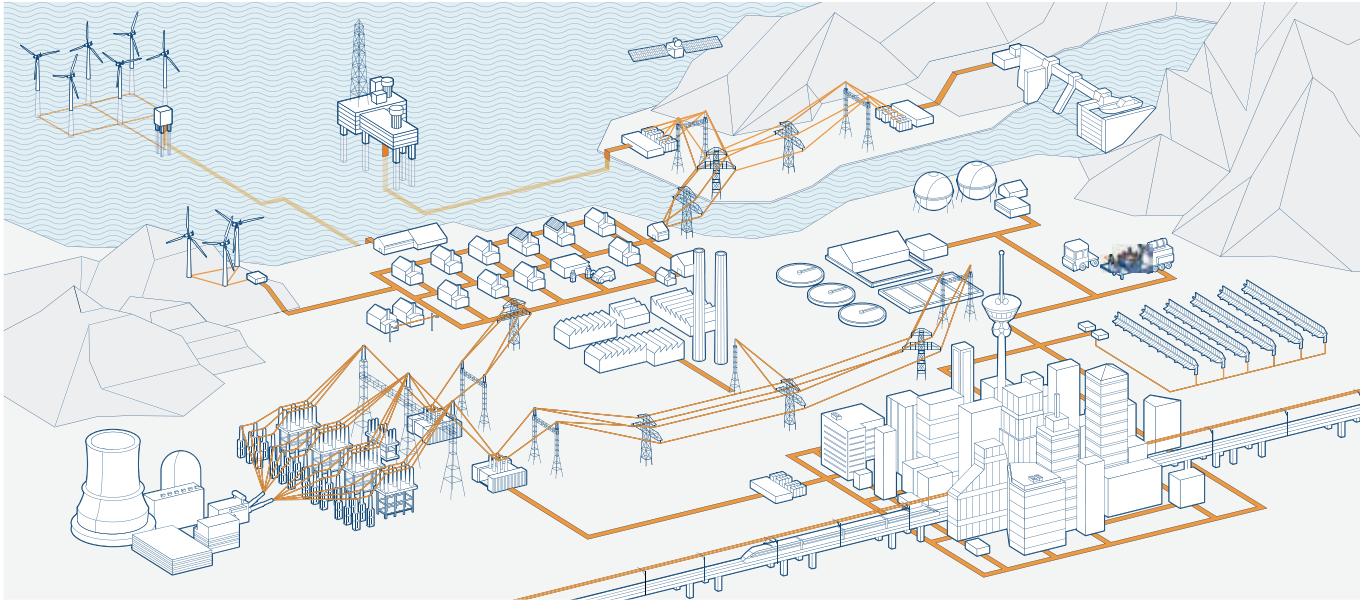


ABB is the leading manufacturer of low, medium and high voltage motors and generators, mechanical power transmission products with an offering of a complete portfolio of services. Our in-depth knowledge of virtually every type of industrial processing ensures we always specify the best solution for your needs.

Low and high voltage IEC induction motors

- Process performance motors
- General performance motors
- High voltage cast iron motors
- Induction modular motors
- Slip-ring modular motors
- Synchronous reluctance motors

Low and medium voltage NEMA motors

- Steel frame open drip proof (ODP) motors
- Weather protected, water cooled, fan ventilated

- Cast iron frame (TEFC)
- Air to air cooled (TEAAC) motors

Motors and generators for explosive atmospheres

- IEC and NEMA motors and generators, for all protection types

Synchronous motors

Synchronous generators

- Synchronous generators for diesel and gas engines
- Synchronous generators for steam and gas turbines

Wind power generators

Generators for small hydro

Other motors and generators

- Brake motors
- DC motors and generators
- Gear motors
- Marine motors and generators
- Single phase motors
- Motors for high ambient temperatures

- Permanent magnet motors and generators
- High speed motors
- Smoke extraction motors
- Wash down motors
- Water cooled motors
- Generator sets
- Roller table motors
- Servo motors
- Traction motors

Life cycle services

- Installation and commissioning
- Service contracts
- Preventive maintenance
- Spare parts
- Diagnosis
- Repair and refurbishment
- Site survey and overhaul
- Replacement motors and generators
- Technical support and consulting
- Trainings

Mechanical power transmission components, bearings, gears

Visit our web site

www.abb.com/motors&generators

Motors and Generators

> Low voltage motors

Process performance motors

>> General performance motors

>>> IE2 high efficiency

cast iron motors

>>> IE2 high efficiency

aluminum motors

>>> IE2 high efficiency

steel motors

>>> IE1 standard efficiency

cast iron motors

>>> IE1 standard efficiency

aluminum motors

Brake Motors

High Ambient Temperature

Motors

Marine Motors

Permanent Magnet Motors

Roller Table Motors

Single phase motors

Smoke Extraction Motors

Water Cooled Motors

The screenshot shows the ABB website's 'Motors and Generators' page. The header includes the ABB logo and navigation links like 'Home', 'About ABB', 'Products and services', 'News center', 'Careers', and 'Investor center'. The main content area features a search bar, a 'Products & Services only' checkbox, and social sharing options. A central image shows a motor with the text 'Energy efficiency Full offer from ABB'. Below this, there's a section for 'Our offering' with a grid of motor types: Low Voltage Motors, Wind Power Generators, Synchronous Generators, Synchronous Motors, VSD synchronous motor and drive package, Service, High Voltage Induction Motors, Motors and Generators for Explosive Atmospheres, Traction motors and generators, DC Motors, and Servomotors. A sidebar on the right contains 'Your preferences' (United Kingdom, English), 'ABB contact for United Kingdom' (Derek Robinson), 'Downloads', and 'News'.

The screenshot shows the ABB website's 'General performance motors' page. The header is identical to the previous page. The main content area features a search bar, a 'Products & Services only' checkbox, and social sharing options. A central image shows several blue motors. Below this, there's a section for 'Our offering' with a grid of motor types: IE2 High Efficiency Cast Iron Motors, IE2 High Efficiency Aluminum Motors, IE2 High Efficiency Steel Motors, IE1 Standard Efficiency Cast Iron Motors, and IE1 Standard Efficiency Aluminum Motors. A sidebar on the right contains 'Your preferences' (United Kingdom, English), 'ABB contact for United Kingdom' (Derek Robinson), 'Downloads', and 'News'.

Contact us

www.abb.com/motors&generators

We reserve the right to make technical changes or modify the contents of this document without prior notice. With regard to purchase orders, the agreed particulars shall prevail. ABB does not accept any responsibility what so ever for potential errors or possible lack of information in this document.

We reserve all rights in this document and in the subject matter and illustrations contained herein. Any reproduction, disclosure to third parties or utilization of its contents – in whole or in parts – is forbidden without prior written consent of ABB.

© Copyright 2012 ABB.
All rights reserved.